



# DUO S

**Ultra-powerful, waterproof and rechargeable headlamp, featuring the FACE2FACE anti-glare function.**

Lampe frontale ultra-puissante, étanche et rechargeable, dotée de la fonction anti-éblouissement FACE2FACE.



**Face2Face**  
FUNCTION



Waterproof  
Étanche



Rechargeable battery  
Batterie rechargeable

3 year guarantee

Individual functioning test

Patented

Compliant to Energy-related Products Directive (ErP) 2009/125/EC

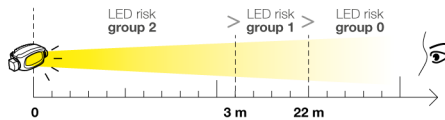
- Instant full light
- Colour temperature: 6000-7000K
- Nominal beam angle: 11° sharp angle / 45° medium angle / 50° large angle
- Number of switching cycles before premature failure: 13000 mini.



### LED risk group 2 - IEC 62471

Do not stare at operating lamp.  
May be harmful to the eyes.

Ne regardez pas fixement le faisceau de la lampe de face.  
Peut être dangereux pour les yeux.



PETZL.COM



Latest version



Other languages



Technical tips

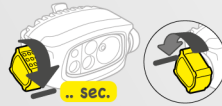
PETZL  
F-38920 Crolles  
Cidex 105A  
PETZL.COM  
ISO 9001 © Petzl  
Made in Malaysia



Sustaining our Community  
Au service de la Communauté  
FONDATION-PETZL.ORG

## Lamp operation / Fonctionnement de votre lampe

Long hold / Appui long



Turn and hold the knob for .. second  
Tournez et maintenez .. secondes

Short pulse / Impulsion courte



Quick turn of the knob  
Tournez et relâchez



2 sec.



2 sec.

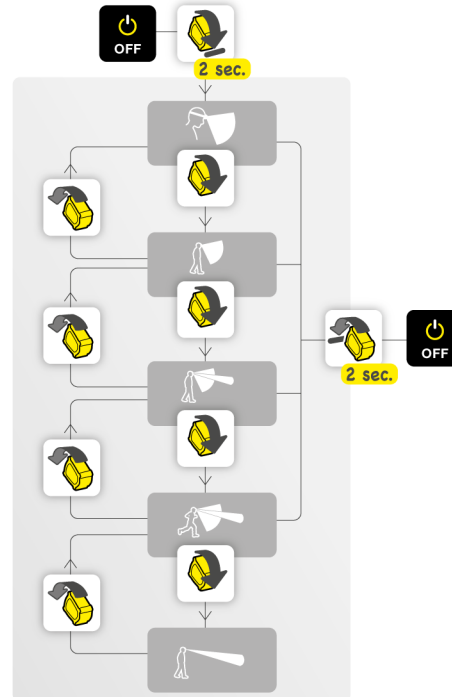


< 2 sec.



### Switching on & off, brightness selection

Allumer, éteindre, sélectionner



BOOST  
BOOST



2 sec.




5 sec.

# Face2Face

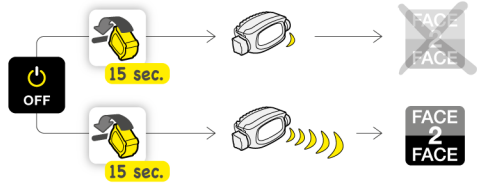
FUNCTION

The FACE2FACE function allows users to be face to face without blinding one another. Featured on DUO headlamps, it triggers a sensor that detects other DUO headlamps within 8 meters and automatically dims the lighting if they come face to face. The light returns to its original intensity once the other headlamp is no longer in its line of sight.

La fonction FACE2FACE permet de se faire face sans s'éblouir. Présente sur la gamme DUO, elle active un capteur capable de détecter d'autres lampes DUO dans un rayon de 8 m, et baisse automatiquement l'éclairage si les lampes se font face. L'éclairage revient à son niveau de départ dès que l'autre lampe n'est plus dans son champ de vision.

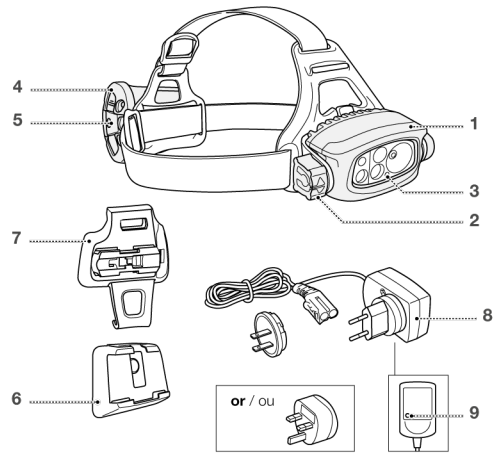


## FACE2FACE activation and deactivation / Désactivation et activation du FACE2FACE

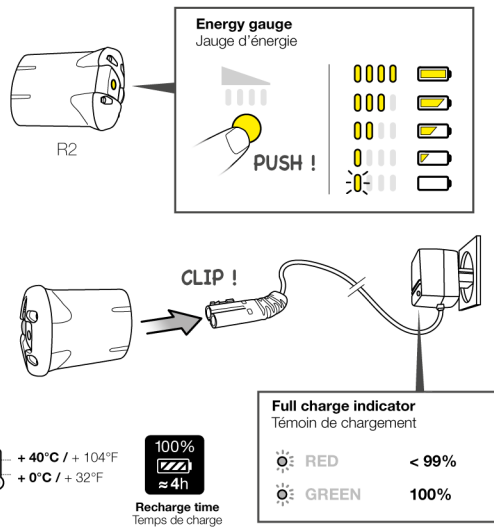


## Nomenclature

Nomenclature



**!** Charge the battery completely before the first use.  
Chargez complètement la batterie avant la première utilisation.

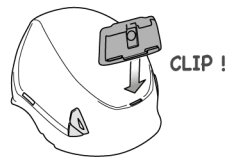


Uses / Utilisations

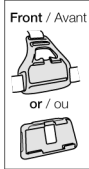
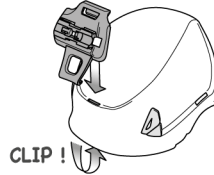


Compatible  
-VERTEX  
-ALVEO


Front helmet clip / Platine avant



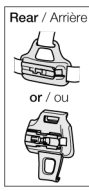
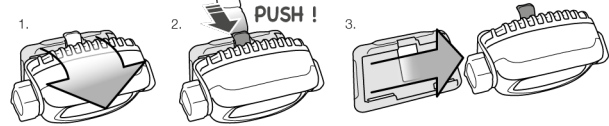
Rear helmet clip / Platine arrière



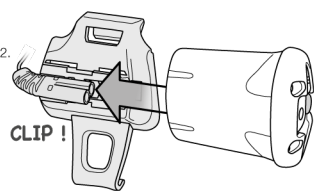
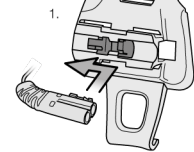
Connect



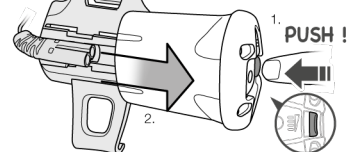
Disconnect



Connect



Disconnect



Additional information  
Informations complémentaires

A. Rechargeable battery precautions  
Précautions batterie rechargeable



B. Lamp precautions  
Précautions lampes



C. Cleaning - Drying  
Nettoyage - Séchage



D. Storage - Transport  
Stockage - transport



E. Protecting the environment  
Protection de l'environnement



F. Modifications - Repairs  
Modifications - Réparations



G. FAQ - Contact  
Questions - Contact



Lighting performance - burn time  
Performances d'éclairage - autonomie

	80 lm	20 m	23 h
	180 lm	35 m	12 h 30
	330 lm	70 m	6 h
	700 lm	160 m	3 h 30
	450 lm	190 m	4 h 30
<b>BOOST</b> 5 sec.	1100 lm	200 m	/

Reserve lighting:  
45 min. at 20 lm  
Mode réserve :  
45 min. à 20 lm



