

SECUNORM MULTISAFE

NO. 08152

martor



HEAVY-WEIGHT SAFETY KNIFE MADE OF ZINC. WITH AUTOMATIC BLADE RETRACTION.

Safety technology



Automatic blade retraction – a high degree of safety

The automatic blade retraction of the SECUNORM MULTISAFE guarantees a very high degree of safety from cut injuries. As soon as you have started to cut, take your thumb off the slider. The blade will withdraw back into the handle immediately after leaving the material being cut.

Order No. 08152.02

Simply Heavy Metal. With trapezoid blade.

The SECUNORM MULTISAFE is a real classic that is now available in a brand-new design. It provides excellent durability thanks to its handle made of zinc and its uncomplicated, robust design. With its notable blade extension, you can cut all standard materials. Should you have any particular requirements, you can re-fit the SECUNORM MULTISAFE with one of our many optional blades.

Robust design

As you can see and feel, the SECUNORM MULTISAFE is extremely stable. And flexible, since you can use a large number of blade shapes. The product is therefore suitable for many cutting applications.

Made of solid metal

The SECUNORM MULTISAFE is a tool that seems to be made of one casting. Zinc die casting, to be precise. For certain industries, e.g. the food industry, the product is also available unpainted.

Slide on top

With the right or with the left hand, you ask? Left and right, is the answer! The metal slider is on top of the handle. And can thus be easily used with either thumb.

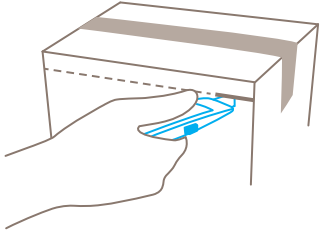
2-cutting edge blade

Before you have to change the quality blade, you can turn it over once. This doubles the usage time of the blade - and reduces your energy consumption. Because your SECUNORM MULTISAFE will cut again like new.

Eyelet for fastening

Ever since its introduction the SECUNORM MULTISAFE is equipped with an eyelet for tethering your knife to you or a work station.

01/04



High safety



Blade change with tool



Very abrasion resistant



Full metal housing



Ergonomic



2-times usable blade



Extended blade length



Cutting depth



For right and left hander



Lanyard hole



Cardboard: up to 3-ply



Plastic strapping band



Tape



Slabbing material off a roll



Textile, material



Rubber



Leather

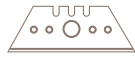


PVC



NO. 5232

0.63 mm, deep-edged



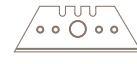
NO. 52

0.63 mm



NO. 5233

0.63 mm, 1-sided ground-edge



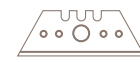
NO. 610

0.63 mm, stainless



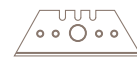
NO. 65232

0.63 mm, rounded blade tips,
deep-edged



NO. 85232

0.63 mm, deep-edged,
TiN coated



NO. 85233

0.63 mm, 1-sided ground-edge,
TiN coated



NO. 8852

0.63 mm, TiN coated



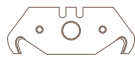
NO. 852

0.63 mm, stainless,
TiN coated



NO. 56

0.63 mm



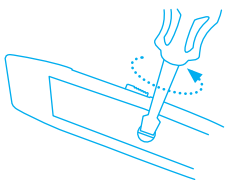
NO. 5634

0.63 mm, rounded blade tips



NO. 60

0.63 mm



Unscrew the handle and remove the upper half of the handle. Reverse or replace the blade.

SERVICES OFFERED



Training video



Technical data sheet



Consulting service

PRODUCT AND PACKAGING DETAILS

Order No.	NO. 08152.02	Packaging unit	1 in single unit box
Knife size (L x W x H)	142 x 17 x 38.5 mm	Weight single unit box	163.0 g
Weight knife	149.6 g	EAN Code single unit box	4002632920905
Basic material	Zinc	Quantity in outer pack	10 knives
Extended blade length	25 mm	Size outer pack	115 x 80 x 160 mm
Cutting depth	22 mm	Weight outer pack	1680.0 g
		EAN Code outer pack	4002632972225
		Customs tariff number	82119300

SAFETY CERTIFICATE

Date of issue	10.12.2015
Certification	G5 certificate NO. 602385-5971-55094-2015 C

Certificates and awards



SECURITY ADVICE

To ensure that you use your new MARTOR knife safely and most effectively, please read and note the following user-instructions. Please keep the written guide in a safe place so that you can access it at any time.

1. General application instructions: Please use the product carefully for cutting work only and not for any purposes other than those that are intended. Please take the correct handling and the proper use of the knives into account in this regard.

2. Special application instructions to avoid the danger of injuries: Only use knives that are in perfect condition and have sharp, clean and undamaged blades. employ the utmost care when handling the knives.

CAUTION: The blade is sharp and can result in serious and deep cuts. Therefore, never reach into the blade! To reduce the danger of injuries, hold the hand that is being used to restrain and stabilise the cutting base in such a manner that the restraining hand or even other body parts are not endangered in the event that the knife slips.

3. Replacement of spare parts: Replace any blades that become dull at the right time! Use only the replacement blades

available at MARTOR for this purpose. Dispose of old blades in a proper fashion. They should not be placed in a waste paper bin, as this poses a considerable danger of injuries. Never perform any repairs yourself. If the knife displays signs of aging or other wear, e.g. function problems when changing the blade or in the handling of the blade pushers, then it must be rejected and replaced with a new one. Any modifications or manipulations to the product are prohibited, as they impair the product safety. **CAUTION:** There is an extremely high danger of injuries here!

4. Non-use of the knife: Always secure the blade in such a way that injuries due to cuts are excluded. Store the knife in a secure place.

5. Care instructions: Always keep the knife clean and do not expose it to unnecessary humidity to safeguard a long service life.

CAUTION: No liability will be assumed for consequential losses. Subject to technical changes and errors! This knife does not belong in the hands of children!

ACCESSORIES

BELT HOLSTER S WITH CLIP NO. 9920



What do you do with your cutting tools when you are not actually using them? The MARTOR BELT HOLSTER S is a robust holder that allows you to carry all compact MARTOR cutters as well as our safety scissors at all times. In addition, the compartments are designed to allow you to load different tools: for example you can also carry a pen or a pack of blades. The MARTOR BELT HOLSTER is the ideal place to stow your tools safely when moving from A to B - and have them at hand, as soon as they are required.

HOLSTER SMALL NO. 9842




This blue plastic HOLSTER is just like the black version, only smaller. Use it to safely store and transport SECUNORM cutters MULTISAFE, MULTISSET, PROFI, PROFI LIGHT, PROFI25 and PROFI40. With this holster on your hip, your cutter will always be within grasping range.

USED BLADE CONTAINER NO. 9810



You can fill the USED BLADE CONTAINER with the content of your SAFEBOX. Or directly with your used blades. When the box is full, turn the lid until it shuts. Now the box cannot be reopened. The next step is to safely and completely dispose of the filled USED BLADE CONTAINER.

WALL MOUNT BRACKET USED BLADE CON- TAINER NO. 9845



Include it in your order now! With this mounting bracket you can fix your USED BLADE CONTAINER to a central location. Use the clamp and screws and nuts supplied with the product to attach it to either a pipe or a rod.

SAFEBOX NO. 108000



The SAFEBOX is large enough to store a large number of used blades safely. And at the same time, it is compact enough to carry with you. The two slits are not only used for filling, but also to „shorten“ your snap-off blades. When your SAFEBOX is full, empty it into your USED BLADE CONTAINER.

MANUFACTURER

MARTOR KG | Lindgesfeld 28 | 42653 Solingen | Germany
T +49 212 73870-0 | F +49 212 73870-90 | info@martor.de | www.martor.com